

Rich Filters::PDF Reporting Sample – Dashboard export

Export date & time: 13/Apr/20 6:09 PM
Exported by: John Jackson

Rich filter (#51): Rich Filter::PDF Reports Demo

Jira filter (#10,900): All issues

Base JQL query: project in (BC, GI, PE, EUSD, NASD, PSD) ORDER BY key

Active dynamic filters:

- Project: Balanced Clustering (BC), Grid Implementation (GI), Platform Enhancement (PE)
- Assignee: (NOT) Unassigned

Active smart filters:

- Release: 1.0, 1.1, 2.0, 3.0

Issue count: 95 filtered issues (661 issues were hidden by the active quick filters out of 756 total issues)

This file was generated with Rich Filters for Jira Dashboards 1.18.0 using Rich Filters::PDF Reports for Jira 1.0.0 on Jira 8.8.0. Installed applications: Jira Core 8.8.0, Jira Software 8.8.0, JIRA Service Desk 4.8.0. Active rich filter extensions: Rich Filters::Time Tracking Dashboards 1.2.3, Rich Filters::Service Desk Dashboards 1.2.1.

Rich Filter::PDF Reports Demo / Rich Filter Smart Gauges Gadget

31% $\frac{29}{95}$

Backlog

13% $\frac{12}{95}$

WIP

8% $\frac{8}{95}$

Validation

44% $\frac{42}{95}$

Delivered

4% $\frac{4}{95}$

Cancelled

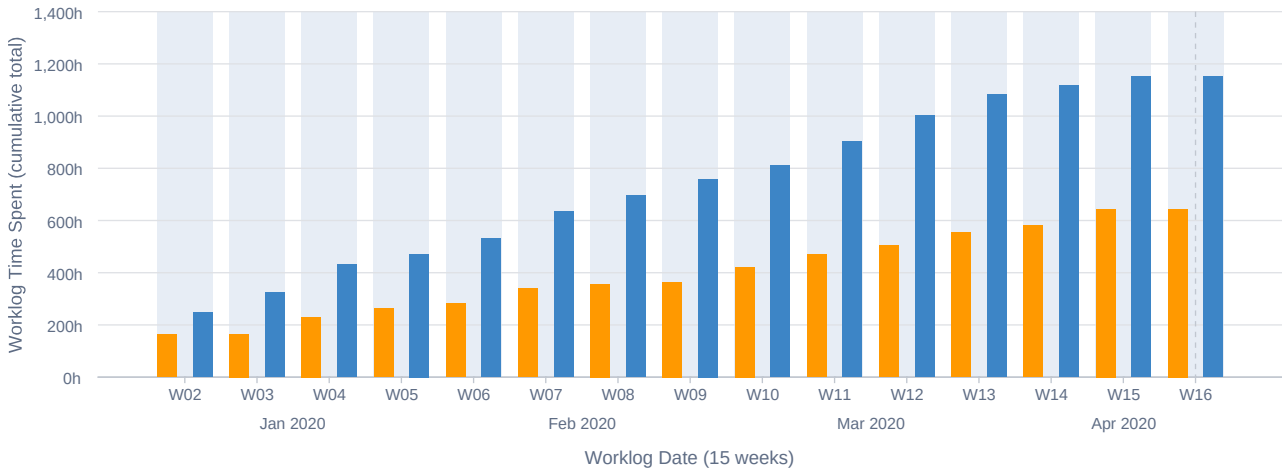
Values: Issue Count

95 issues (661 issues were hidden by active quick filters)

Gauges Data

High Level Status	Gauge	Total	%
BACKLOG	29	95	30.53%
WIP	12	95	12.63%
VALIDATION	8	95	8.42%
DELIVERED	42	95	44.21%
CANCELLED	4	95	4.21%

Rich Filter::PDF Reports Demo / Rich Filter Date Bar Chart



Team : ■ Alpha Team ■ Beta Team

Time intervals: 15 weeks

Values: Worklog Time Spent

82 issues (473 issues were hidden by active quick filters)

Chart Data

Worklog Date	Worklog Time Spent		
	Alpha Team	Beta Team	Total
Week 2, 2020	4w3h	6w1d	10w1d3h
Week 3, 2020	4w5h	8w3h	12w1d
Week 4, 2020	5w3d6h	10w3d7h	16w2d5h
Week 5, 2020	6w2d7h	11w4d	18w1d7h
Week 6, 2020	7w2h	13w1d3h	20w1d5h
Week 7, 2020	8w2d3h	15w4d3h	24w1d6h
Week 8, 2020	8w4d5h	17w2d1h	26w1d6h
Week 9, 2020	9w4h	18w4d7h	28w3h
Week 10, 2020	10w2d6h	20w1d3h	30w4d1h
Week 11, 2020	11w3d5h	22w2d6h	34w1d3h
Week 12, 2020	12w3d1h	25w1h	37w3d2h
Week 13, 2020	13w4d2h	27w3h	40w4d5h
Week 14, 2020	14w2d5h	27w4d4h	42w2d1h
Week 15, 2020	16w4h	28w4d	44w4d4h
Week 16, 2020	16w4h	28w4d	44w4d4h
Initial value	3w3d2h	4w1d1h	7w4d3h
Total	16w4h	28w4d	44w4d4h

Rich Filter::PDF Reports Demo / Rich Filter Simple Counter

95

Issue Count

28.9d

Resolution time (avg)

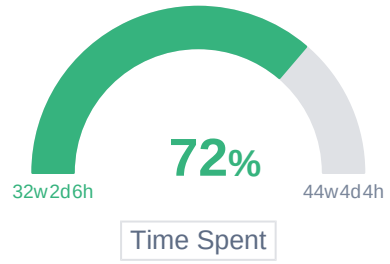
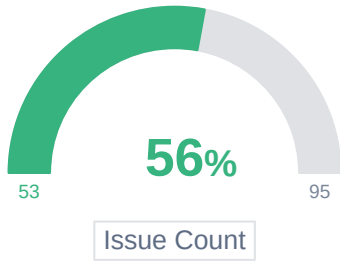
95 issues (661 issues were hidden by active quick filters)

Counters Data

Values	Total
Issue Count	95
Resolution time (avg)	28.9d

Rich Filter::PDF Reports Demo / Rich Filter Simple Gauge

■ Resolved issues ratio



95 issues (661 issues were hidden by active quick filters)

Gauges Data

Values	Resolved issues	Total	%
Issue Count	53	95	55.79%
Time Spent	32w2d6h	44w4d4h	72.49%

Rich Filter::PDF Reports Demo / Rich Filter Results

High-Level Status	Issue Type	Key	Priority	Summary	Warnings	Assignee
DELIVERED	Task	BC-1	Medium	Ensure that the Product Identity is available and clearly defined		Amanda Brown
DELIVERED	Task	BC-2	Medium	Feasibility study and/or prototype		Amanda Brown
DELIVERED	Task	BC-3	High	Help the customer define their requirements in the form of Use cases		Chris Davies
VALIDATION	Improvement	BC-4	High	LDAP / Active Directory connections / Single Sign On	OVERDUE	Will Taylor
WIP	New Feature	BC-5	High	Manage configurable notifications		Will Taylor
VALIDATION	New Feature	BC-6	High	Multi-language capabilities support	OVERDUE	George Walker
WIP	New Feature	BC-7	Medium	The status age attribute should be automatically added in all projects and screens		George Walker
WIP	Task	BC-8	Medium	Make sure the 'last updated' attribute does not significantly impact the system performance	OVERDUE	John Jackson
BACKLOG	New Feature	BC-13	Medium	Full support for rights management by role		Chris Davies
VALIDATION	New Feature	BC-14	Medium	Design and build page for role definition		Chris Davies
VALIDATION	New Feature	BC-15	Medium	Scheme for rights assignment by role		Chris Davies
DELIVERED	Task	BC-18	Highest	Review of the internal architecture. Use as opportunity for knowledge transfer		John Smith
VALIDATION	Task	BC-19	Highest	Global Test Plan should be documented detailing test cases, expected and achieved results	DUE 1W	George Walker
BACKLOG	Improvement	BC-22	Medium	Improve the search experience: add UI for criteria selection		Julie Williams
BACKLOG	Improvement	BC-23	Low	Home dashboard should support templating		Julie Williams
BACKLOG	Improvement	BC-26	Medium	SPF - Exchange platform is a single point of failure for overnight processing		Julie Williams
CANCELLED	Task	BC-27	High	Define GRM strategy		Julie Williams
BACKLOG	Bug	BC-28	High	Full text search service does not scale		Julie Williams
BACKLOG	New Feature	BC-29	High	Log Management Framework	OVERDUE	Chris Davies
VALIDATION	Improvement	BC-30	Highest	Transaction engine is limiting platform throughput	DUE 1W	Chris Davies
BACKLOG	Bug	BC-31	Low	Single threaded model is limiting UI responsiveness		Chris Davies
CANCELLED	Bug	BC-33	Lowest	Printed PDF is truncated / some rows are missing		Chris Davies
BACKLOG	Bug	BC-34	Lowest	Font scaling is not applied correctly		John Smith
BACKLOG	Bug	BC-35	Lowest	Refresh command is not accessible for Customer role		John Smith
BACKLOG	Bug	BC-36	Lowest	Fix memory leak appearing when resetting framework api		John Smith
BACKLOG	Bug	BC-37	High	Copy-paste from application screen to excel is not working well for dates above 2015		John Smith
BACKLOG	Improvement	BC-40	Low	When defining a view, give the ability to rename the columns		Eric Jones
BACKLOG	Improvement	BC-41	Medium	Don't store data for items that don't contribute to any output in a report	DUE 1W	Eric Jones

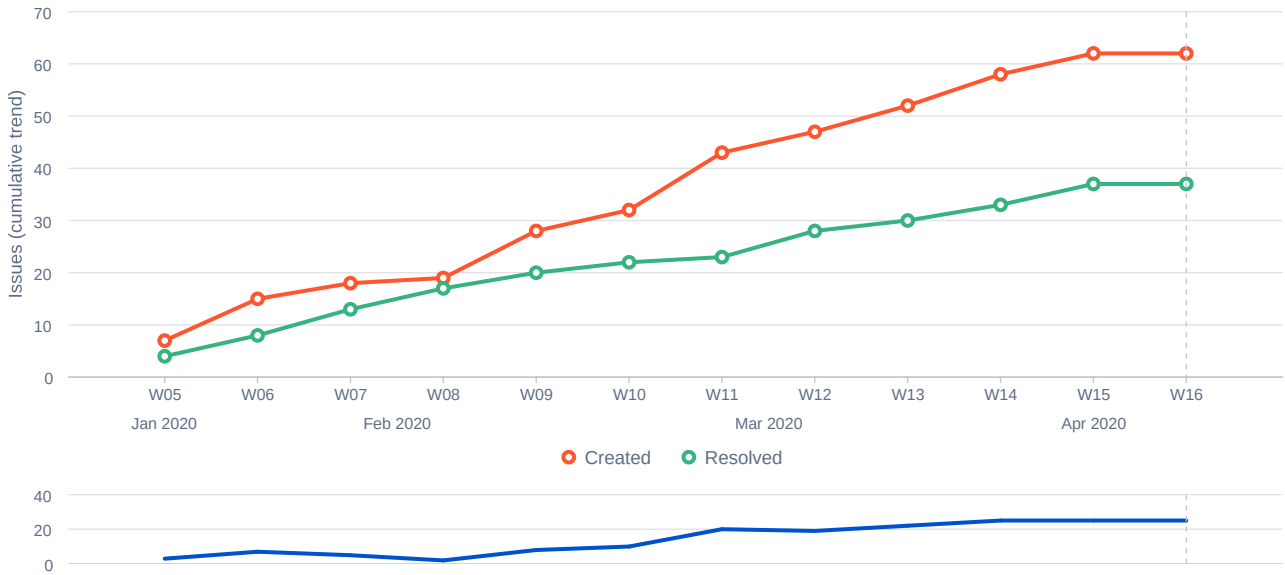
High-Level Status	Issue Type	Key	Priority	Summary	Warnings	Assignee
BACKLOG	Bug	BC-42	Medium	Start button stays grey and unclickable when reaching Advanced mode		Eric Jones
BACKLOG	Bug	BC-44	Medium	'My tasks' Filter is not working in main gallery		Julie Williams
VALIDATION	Improvement	BC-46	Medium	Add drag&drop reorder in items admin page		John Jackson
BACKLOG	Bug	BC-49	Medium	Export to Excel with userdefined criteria does not work	OVERDUE	Will Taylor
BACKLOG	Task	BC-50	High	Scheduling of intermediate releases for customer testing and assessment		Chris Davies
BACKLOG	Epic	BC-55	Medium	Refactoring stream	DUE 1W	Eric Jones
DELIVERED	Task	GI-1	Highest	Design solution for grid load balancing		John Jackson
DELIVERED	Sub-task	GI-2	High	Define the relationship between resources and business systems		John Jackson
CANCELLED	Sub-task	GI-3	High	Identify tasks and URLs by resource type		Amanda Brown
DELIVERED	Task	GI-4	High	Prepare grid for implementation		George Walker
DELIVERED	New Feature	GI-5	Medium	Implement distributed data feeds for the extended model		John Jackson
WIP	New Feature	GI-6	High	Build distributed data feeds and associate tasks and URLs with object types		John Jackson
WIP	New Feature	GI-7	Medium	Add console configuration rules to send and manage events		Amanda Brown
DELIVERED	New Feature	GI-9	Medium	Batch schedule download/process configuration console		Eric Jones
DELIVERED	Bug	GI-11	Highest	Systems Manager SQL server jobs failing in specific configurations		Eric Jones
DELIVERED	Task	GI-13	Medium	Install production servers and prerequisite software		Amanda Brown
DELIVERED	Task	GI-14	Medium	Install console machines and check grid structure and integrity		George Walker
DELIVERED	Improvement	GI-15	Medium	Implement distributed data feeds in the production environment		George Walker
DELIVERED	Sub-task	GI-16	Medium	Extend the data model		Amanda Brown
DELIVERED	Sub-task	GI-17	Medium	Configure the instance placement and starting parameters		George Walker
DELIVERED	Sub-task	GI-19	Medium	Configure automatic business rules to send enterprise events		George Walker
DELIVERED	New Feature	GI-23	Medium	Add history management capability		Amanda Brown
DELIVERED	Sub-task	GI-24	Medium	Create test databases on the history server		George Walker
DELIVERED	Sub-task	GI-25	Medium	Set up and test jobs on the database test server to produce automatic snapshots		Chris Davies
DELIVERED	Sub-task	GI-26	Medium	Set up and test jobs to restore backup databases to the history server		Chris Davies
DELIVERED	Bug	GI-30	Medium	System configuration table does not reflect the request processor names and attributes		John Jackson
WIP	Task	GI-31	Medium	Create an efficient solution maintenance plan		John Jackson
WIP	Sub-task	GI-32	Medium	Evaluate the addition and deletion of item IDs		John Smith
DELIVERED	Task	GI-34	Medium	Establish relationship between system manager and change management		George Walker
DELIVERED	New Feature	GI-36	High	Database backup and maintenance automatic framework		Eric Jones
DELIVERED	Bug	GI-38	Medium	Server configuration definition is not consistent with the allocated resources		Eric Jones

High-Level Status	Issue Type	Key	Priority	Summary	Warnings	Assignee
DELIVERED	Task	GI-40	Medium	Configure automatic filtering in test server configuration		Eric Jones
DELIVERED	Bug	GI-41	Highest	History server stops unexpectedly when scheduled jobs are finished		Eric Jones
WIP	Task	GI-42	High	Install event handler on console server		George Walker
VALIDATION	Task	GI-43	Medium	For each resource type, perform initial setup	OVERDUE	George Walker
DELIVERED	Bug	GI-44	Medium	Logins and profiles are not correctly configured at startup		Amanda Brown
DELIVERED	Task	GI-45	Medium	Verify connectivity from test and QA servers on production environment		Chris Davies
CANCELLED	Bug	GI-48	Medium	Prerequisite software is flagged as incompatible with current version of framework		John Smith
DELIVERED	Bug	GI-51	Medium	User profiles are not recognized if the server is on testing and simulation mode		Amanda Brown
DELIVERED	Bug	GI-55	High	History server is not scheduled correctly after restart		John Jackson
DELIVERED	Task	GI-56	High	History server needs to be reindexed		Eric Jones
DELIVERED	Bug	GI-57	Medium	The addition and deletion of user IDs does not work correctly		George Walker
DELIVERED	Improvement	GI-58	High	Batch schedule for download/upload process should be triggered automatically		Chris Davies
BACKLOG	Task	GI-59	Medium	Each business system should be reconfigured to comply with the new standards		George Walker
DELIVERED	New Feature	GI-61	Highest	In the admin console, the event sources should be automatically classified by type		Amanda Brown
DELIVERED	New Feature	GI-62	Medium	The data model should be extended in order to cover the new startup procedure		John Smith
DELIVERED	Improvement	GI-63	Medium	Filtering should be disabled for admin sessions		John Smith
DELIVERED	Task	GI-65	Medium	Order console machines and prerequisite software for 3rd party integrations		Amanda Brown
DELIVERED	Task	GI-66	Medium	Define the server configuration for initial config		Amanda Brown
DELIVERED	Improvement	GI-67	Highest	Server configuration should be exportable from the admin console		Eric Jones
DELIVERED	Improvement	GI-68	Medium	Systems discovery should be triggered automatically after a planned restart		John Jackson
BACKLOG	New Feature	GI-69	Medium	Configuration packaging export module		John Smith
BACKLOG	New Feature	GI-70	Low	The event flow should be automatically monitored and analyzed		George Walker
BACKLOG	Improvement	GI-71	Low	System manager health monitor to be extensible to 3rd party systems		Amanda Brown
BACKLOG	Improvement	GI-72	Low	Event sources should to be logged if required from admin console	OVERDUE	John Jackson
DELIVERED	Task	GI-85	Lowest	Define acceptance criteria for the serialization engine		John Smith
DELIVERED	Task	GI-86	Medium	Draft requirements document for MTP phase		John Smith
WIP	Bug	GI-91	Medium	Health monitor does not match the reference environment		Chris Davies
BACKLOG	Bug	GI-92	Medium	Tasks and URLs are not associated correctly with object types		Chris Davies
BACKLOG	Task	GI-94	High	Create operator training information kit		Chris Davies
WIP	Epic	PE-1	Medium	LDAP and other integrations		Eric Jones
BACKLOG	Epic	PE-2	Medium	Architecture compliance with XYZ standard	OVERDUE	Will Taylor

High-Level Status	Issue Type	Key	Priority	Summary	Warnings	Assignee
BACKLOG	Epic	PE-3	Medium	Platform integrated GUI	OVERDUE	Chris Davies
BACKLOG	Epic	PE-4	Medium	Improved design		Will Taylor
BACKLOG	Story	PE-5	Medium	The main screen tabs should be orderable		Amanda Brown
WIP	Story	PE-6	Medium	Export configuration should be automatically saved		John Jackson
WIP	Story	PE-7	Medium	The event listener should be active by default		John Jackson

95 issues (661 issues were hidden by active quick filters)

Rich Filter::PDF Reports Demo / Rich Filter Created vs. Resolved Chart



Time intervals: 12 weeks
 Values: Issue Count

62 issues created (354 issues were hidden by active quick filters)
 37 issues resolved (323 issues were hidden by active quick filters)

Chart Data

Time	Issue Count		
	Created	Resolved	Unresolved trend
Week 5, 2020	7	4	3
Week 6, 2020	15	8	7
Week 7, 2020	18	13	5
Week 8, 2020	19	17	2
Week 9, 2020	28	20	8
Week 10, 2020	32	22	10
Week 11, 2020	43	23	20
Week 12, 2020	47	28	19
Week 13, 2020	52	30	22
Week 14, 2020	58	33	25
Week 15, 2020	62	37	25
Week 16, 2020	62	37	25
Total	62	37	25

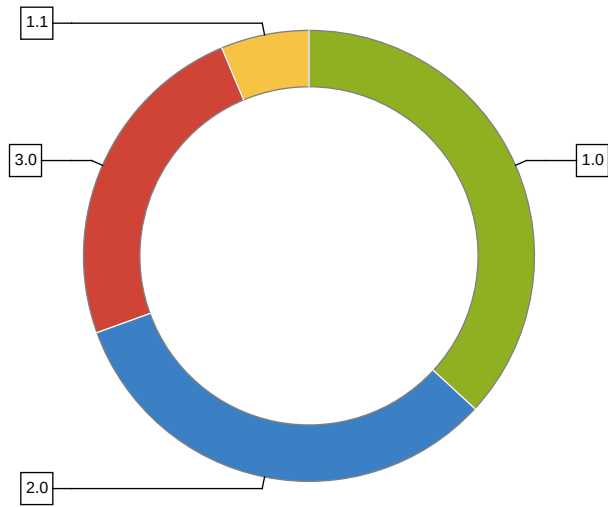
Rich Filter::PDF Reports Demo / 1D Rich Filter Statistics

High Level Status	Values			
	Issue Count	%	Time Spent	%
BACKLOG	29	30.53%	3w4d2h	8.57%
WIP	12	12.63%	7w2d2h	16.59%
VALIDATION	8	8.42%	3w3d5h	8.30%
DELIVERED	42	44.21%	26w2d	58.80%
CANCELLED	4	4.21%	3w2d3h	7.74%
Total	95	100.00%	44w4d4h	100.00%

Rows: High Level Status (5)

95 issues (661 issues were hidden by active quick filters)

Rich Filter::PDF Reports Demo / Rich Filter Pie Chart



Release: ■ 1.0 ■ 2.0 ■ 3.0 ■ 1.1

Values: Issue Count

95 issues (661 issues were hidden by active quick filters)

Chart Data

Release	Issue Count	Percentage
1.0	35	37%
2.0	31	33%
3.0	23	24%
1.1	6	6%

Rich Filter::PDF Reports Demo / Rich Filter Two Dimensional Statistics

High Level Status	Commitment			Total
	FIRM COMMITMENT	BEST EFFORT	None	
BACKLOG	5	4	20	29
WIP	1	1	10	12
VALIDATION	3	3	2	8
DELIVERED	2	0	40	42
CANCELLED	0	0	4	4
Total	11	8	76	95

Rows: High Level Status (5)

Columns: Commitment (3)

Values: Issue Count

95 issues (661 issues were hidden by active quick filters)

Rich Filter::PDF Reports Demo / Rich Filter Time Series Chart



Time Series: ● Resolution time (avg) ● Maintenance (avg) ● Product (avg)

Time intervals: 5 months

53 issues (552 issues were hidden by active quick filters)

Chart Data

Resolved	Time Series		
	Resolution time (avg)	Maintenance (avg)	Product (avg)
December 2019	N/A	N/A	N/A
January 2020	13.38d	15.27d	10.96d
February 2020	12.46d	9.88d	14.98d
March 2020	17.04d	20.44d	13.65d
April 2020	15.84d	15.25d	16.72d
Total	14.14d	14.11d	13.19d